

53832-1 ✓ ACTIVE

SOLISTRAND

TE Internal #: 53832-1

Ring Terminals & Spade Terminals, Spring Spade, 22 AWG Wire Size, .3 – 1.42 mm² Wire Size, 509 – 3260 CMA Wire Size, Stud Size #10

[View on TE.com >](#)



Terminals & Splices > Ring Terminals & Spade Terminals



Ring & Spade Terminal Type: **Spring Spade**

Wire Size: **509 – 3260 CMA**

Stud Size: **#10**

Features

Product Type Features

| | |
|--|------------------------|
| Shape Description | SPADE-030 |
| Stud Size | #10 |
| Sealable | No |
| Wire Insulation Support Retention Type | Non-Insulation Support |

Configuration Features

| | |
|----------------|-------|
| Terminal Angle | 180 ° |
|----------------|-------|

Contact Features

| | |
|----------------------------|--------------|
| Ring & Spade Terminal Type | Spring Spade |
| Barrel Type | Closed |
| Terminal Orientation | Offset |
| Terminal Plating Material | Tin |

Mechanical Attachment

| | |
|-------------------------|---------|
| Wire Insulation Support | Without |
|-------------------------|---------|

Dimensions

| | |
|-----------|----------------|
| Wire Size | 509 – 3260 CMA |
|-----------|----------------|



| | |
|------------------------|------------------|
| Stud Diameter | 4.82 mm[.19 in] |
| Tongue Thickness | .79 mm[.031 in] |
| Overall Product Length | 17.4 mm[.685 in] |
| Barrel Inside Diameter | 3.58 mm[.141 in] |

Usage Conditions

| | |
|-----------------------------|----------------|
| Insulation Option | Uninsulated |
| Operating Temperature Range | 170 °C[338 °F] |

Operation/Application

| | |
|---------------------------------------|--------|
| Compatible With Wire Base Material | Copper |
| Compatible With Wire Plating Material | Tin |
| Heavy Duty | No |

Industry Standards

| | |
|----------------------|----|
| Government Qualified | No |
|----------------------|----|

Packaging Features

| | |
|------------------|-------------|
| Packaging Method | Loose Piece |
|------------------|-------------|

Product Compliance

[For compliance documentation, visit the product page on TE.com>](#)





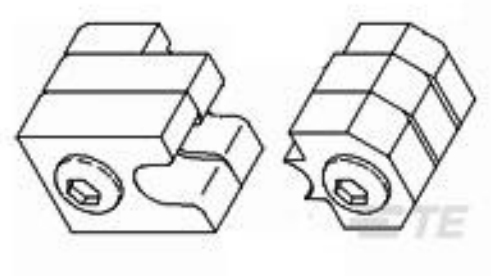

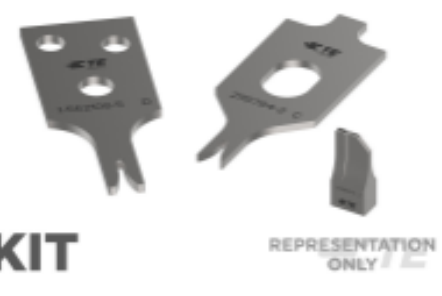

| | |
|---|---|
| EU RoHS Directive 2011/65/EU | Compliant |
| EU ELV Directive 2000/53/EC | Compliant |
| China RoHS 2 Directive MIIT Order No 32, 2016 | No Restricted Materials Above Threshold |
| EU REACH Regulation (EC) No. 1907/2006 | Current ECHA Candidate List: JUNE 2022 (224) Candidate List Declared Against: JUNE 2022 (224) Does not contain REACH SVHC |
| Halogen Content | Low Halogen - Br, Cl, F, I < 900 ppm per homogenous material. Also BFR/CFR/PVC Free |
| Solder Process Capability | Not applicable for solder process capability |

Product Compliance Disclaimer

This information is provided based on reasonable inquiry of our suppliers and represents our current actual knowledge based on the information they provided. This information is subject to change. The part numbers that TE has identified as EU RoHS compliant have a maximum concentration of 0.1% by weight in homogenous materials for lead, hexavalent chromium, mercury, PBB, PBDE, DBP, BBP, DEHP, DIBP, and 0.01% for cadmium, or qualify for an exemption to these limits as defined in the Annexes of Directive 2011/65/EU (RoHS2). Finished electrical and electronic equipment products will be CE marked as required by Directive 2011/65/EU. Components may not be CE marked. Additionally, the part

numbers that TE has identified as EU ELV compliant have a maximum concentration of 0.1% by weight in homogenous materials for lead, hexavalent chromium, and mercury, and 0.01% for cadmium, or qualify for an exemption to these limits as defined in the Annexes of Directive 2000/53/EC (ELV). Regarding the REACH Regulation, the information TE provides on SVHC in articles for this part number is based on the latest European Chemicals Agency (ECHA) 'Guidance on requirements for substances in articles' posted at this URL: <https://echa.europa.eu/guidance-documents/guidance-on-reach>

Compatible Parts

| | | | |
|--|---|--|---|
|  <p>TE Part # 58545-1 SOLISTRAND 10-22 DIE ASSY</p> |  <p>TE Part # 49935 DAHT SOLIS 22-10 ASSY</p> |  <p>TE Part # 58546-1 PC 22-10 SOLISSPICE SPL I SHT</p> |  <p>TE Part # 58545-3 SDE DIE ASSY. 22-10 SOLISTRAND</p> |
|  <p>TE Part # 47812 DIES SOLIS 22-16 DIE SET</p> |  <p>TE Part # 539662-2 MATR SOLISTR 0,3-6,</p> |  <p>TE Part # 7-2276259-7 CRIMP TOOLING KIT-LP</p> |  <p>TE Part # 169400 CERTI-LOK FRAME W/O DIES</p> |

Documents

Product Drawings

[SOLIS SP SPD22-16COM22-18MIL10](#)

English

CAD Files

[3D PDF](#)

3D

Customer View Model

[ENG_CVM_CVM_53832-1_A.2d_dxf.zip](#)

English

Customer View Model

[ENG_CVM_CVM_53832-1_A.3d_igs.zip](#)

English

Customer View Model

[ENG_CVM_CVM_53832-1_A.3d_stp.zip](#)

English

By downloading the CAD file I accept and agree to the [Terms and Conditions](#) of use.

Product Environmental Compliance

[TE Material Declaration](#)



English

[Agency Approvals](#)

[UL Report](#)

English